


Goldpanners Win 1991 National Shootout



Todd Pridy arrives safely at home.

The 1991 season will go in the books as one of the most successful in Goldpanners' history for a variety of reasons. The team stormed to the championship of the National Shootout at Amarillo, TX, finished second at the U.S. Open Championships and claimed the Alaska League title, although it took several months to do so.

But, some of the biggest noise of the year was made by the individual efforts of the players. Four individuals moved into the Goldpanner record books with their outstanding feats on the field in 1991.

The four were Bill Dunckel, Todd Pridy, Brett Backlund, and Benji Grigsby. They had plenty of support from other outstanding players on the team; however, their accomplishments will endure.

Dunckel became just the fifth Goldpanner player in 32 years to bat .400. He landed right on the mark and added to the laurels with an unreal slugging average based on 16 doubles, 12 triples, and 15 home runs. He also stole 43 bases to finish the year as the third best ever in that category behind Tom Goodwin (1987) and Duane Larson (1971) with 48 and 46 respectively.

The .400 hitters he joined were all-time leader Steve Kemp (1973) at .425; Bob Boone (1968) at .405; Bobby Jack (1971) at .400; and Alvin Davis (1980) at .400. While all were fine power hitters, none put together a single season to rival Dunckel's.

Todd Pridy had his second great season as a Goldpanner as he hit .398 and blasted 15 home runs. That combined with his .356 average and 13 home runs in 1990 puts the

husky first baseman among the elite in team annals.

On the pitching side both Backlund and Grigsby posted 10 wins without a loss. No other Goldpanner pitcher had ever won as many as 10 games without a setback.

Additionally, Grigsby tossed in 5 saves and Backlund had a save. Backlund didn't stop with his mound exploits as he was the team's designated hitter most of the season and spanked the ball at a robust .363 clip. In fact, his combined pitching/hitting season ranks as No. 1 over all the Goldpanner seasons as he outperformed such notable two-way performers as Dave Winfield, Dave Kingman, Cliff Holland, and Tom Forrester. And, just to add to his incredible summer and versatile abilities, Backlund led the team in doubles with 20 and was second in stolen bases with 17.

Todd Newhouse of Bellevue Community suffered a leg injury during the season but in his limited play he hit a solid .376 while Steve Buerckel of Michigan had a fantastic road trip at the end of the year and checked in at .357 as the Goldpanners mashed the ball as a team at .332.

Jerry Stafford, a second-year hurler, was a big contributor to the pitching staff with a 7-2 record and 2.91 ERA, second best among the starters. Another returnee, Gary Wilson, had his second solid year at 4-2 and 4.13.

FINAL, OFFICIAL 1991 STATISTICS

ALASKA GOLDPANNERS OF FAIRBANKS

BATTING	G	AB	R	H	RBI	2B	3B	HR	SO	BB	SB/CS	HB	Sac	OB	GW	AVG.
Chris Gump, Mesa, AZ, CC	2	3	2	2	2	0	0	0	0	0	0/0	1	0	3	0	.667
Benji Grigsby, Lassen CC	4	7	2	4	2	1	1	1	1	0	0/0	0	0	4	0	.556
Gary Wilson, Sacramento St.	6	12	4	6	6	0	0	2	1	2	0/0	0	0	8	1	.500
BILL DUNCKEL, San Diego St.	58	215	55	86	60	16	12	15	23	16	43/4	6	6	108	8	.400
Steve Trainor, LA Valley JC	2	5	0	2	0	0	0	0	1	0	0/0	0	1	2	0	.400
Todd Pridy, Long Beach St.	54	186	41	74	53	11	2	15	28	13	2/3	3	3	90	5	.398
Greg Quam, San Diego St.	15	48	21	19	14	6	1	4	7	10	0/0	0	0	29	1	.396
Todd Newhouse, Bellevue, WA, CC	32	85	19	32	21	5	0	1	6	20	1/0	0	5	52	3	.376
Brett Backlund, Iowa	48	160	45	58	36	20	3	7	30	14	17/3	1	2	83	4	.363
Steve Buerckel, Michigan	40	115	26	41	21	4	2	1	7	12	14/0	3	3	57	1	.357
Rich Harr, Cal-Santa Barbara	23	71	16	24	14	4	0	1	8	5	5/2	0	1	39	4	.338
Tim Christman, Florida Southern	39	101	21	34	19	6	4	1	20	21	3/1	1	4	56	0	.336
Ryan Nettles, Tacoma, WA	5	15	4	5	3	2	0	0	1	0	0/0	1	1	5	0	.333
Matt Franco, Napa Valley JC	24	70	17	23	13	5	0	0	5	2	1/1	1	3	26	1	.329
Mike Barber, San Jacinto JC	9	22	3	7	6	1	0	1	6	1	0/0	1	1	9	0	.318
Brent Ferguson, San Diego St.	44	135	26	42	30	5	0	3	17	14	13/5	1	4	57	2	.311
Steve Dietz, San Diego St.	56	152	40	46	30	2	5	3	18	22	8/4	1	15	69	1	.303
Keith Tripp, Cerritos JC	6	14	5	4	3	0	0	1	4	3	1/0	1	0	8	0	.286
Pat Mummy, Delta JC	50	158	37	45	28	2	1	2	17	23	9/6	3	12	71	4	.285
Todd Winston, Michigan	53	116	25	31	16	2	0	1	15	22	4/2	2	9	55	1	.267
Rich Juarez, Fresno CC	33	66	17	17	8	1	1	0	19	16	6/1	1	4	34	3	.256
Mike Shartzter, San Diego St.	9	15	4	3	2	0	0	1	3	3	0/0	0	1	6	0	.200
Jeff Gay, Bellevue, WA, CC	5	5	3	1	2	0	0	0	2	2	0/0	0	0	5	0	.200
Glen Richardi, Central Florida	21	58	8	11	10	4	1	0	11	5	1/1	1	3	17	1	.190
Robert Perry, Sacramento CC	12	28	8	4	4	0	0	1	7	8	3/0	1	1	13	0	.143
Darryl Lowe, Santa Barbara JC	2	2	0	0	0	0	0	0	0	0	0/0	0	0	0	0	.000
Jay Hassel, Rancho Santiago	1	5	0	0	0	0	0	0	1	0	0/0	0	0	0	0	.000
Mark Gapski, San Diego St.	1	5	0	0	0	0	0	0	0	0	0/0	0	0	0	0	.000
Totals	60	1874	449	623	402	97	33	61	258	244	131/33	29	79	895	40	.332

PITCHING	G	GS	CG	W	L	Sv	IP	H	R	ER	BB	SO	HP	AB	ERA
BRETT BACKLUND, Iowa	17	14	9	10	0	1	98.2	71	31	29	25	86	4	382	2.64
Steve Trainor, LA Valley JC	5	1	0	1	0	2	13	9	5	4	6	12	1	51	2.77
Jerry Stafford, San Diego St.	13	11	2	7	2	0	68	58	29	22	34	38	1	293	2.91
Jay Hassel, Rancho Santiago	11	11	0	3	2	0	44.1	25	20	16	19	29	0	192	3.25
Benji Grigsby, Lassen CC	23	2	0	10	0	5	57	58	27	26	21	57	1	246	4.11
Gary Wilson, Sacramento St.	10	9	2	4	2	0	56.2	48	29	26	21	23	2	238	4.13
Rich Juarez, Fresno CC	19	0	0	2	2	3	20.1	25	10	10	9	13	1	83	4.43
Mike Barber, San Jacinto JC	12	6	1	5	1	0	45	53	31	27	16	16	3	212	5.40
Darrell May, Sacramento CC	1	1	0	0	1	0	5	6	4	4	5	1	0	29	7.20
Joe Jacobson, Fresno CC	22	6	0	2	3	4	44.1	60	45	37	24	34	5	241	7.52
Craig Kenney, Napa Valley JC	2	0	0	0	0	0	2	4	6	3	3	0	1	15	13.50
Mark Gapski, San Diego St.	2	0	0	0	0	0	1.2	8	4	4	3	1	0	11	21.18
Tim Christman, Florida Southern	8	0	0	1	1	1	7.2	23	23	19	4	6	3	61	22.21
Totals	60	60	14	46	14	16	463.2	448	264	229	190	320	23	2054	4.44

Goldpanners Recapture U.S. Open in 1990

The Alaska Goldpanners made 1989 a season to forget by rebounding in 1990 to post a 37-20 overall record and reclaim the championship of the U.S. Open International Tournament. It marked a successful comeback from the sub-par 29-23 campaign in '89.



Also returning in 1990 was Field Manager Jim Dietz. Dietz, the head coach at San Diego State University, compiled numbers of legends when he piloted the Goldpanners in the 1970s. In seven previous years as the head man from 1971 through 1977 Dietz had won four national championships and finished runnerup on the other three tries. Add number five with the U.S. Open crown in 1990 — a feat not even remotely matched by any other manager in summer baseball annals.

Dietz chose speed as a means of turning around the fortunes of the Fairbanks club and it paid off with a team record of 168 thefts in just 57 games. Steve Rodriguez of Pepperdine led the way with 31 steals and Scott Dennison of SDSU was just behind at 29. However, six other players registered in double figures in thefts including catchers Todd Winston (16) and Marcelino Garcia (12).

Third baseman Jason Giambi of Long Beach State joined the theft parade with 10 en route to leading the team in hitting at .377. Napa Valley College first baseman Todd Pridy and Long Beach's Alan Burke provided the main power punch. Pridy, named outstanding player of the U.S. Open, hit .356 while mashing out 18 doubles, 3 triples and 13 home runs. Burke finished second to Giambi in the batting race at .370 and had 19 doubles, 3 triples and 5 round-trippers. Giambi, Burke, Pridy and Winston were all named to the U.S. Open all-tournament team. In addition, Winston was named the tournament's outstanding defensive player.

Dennison led the batting race for much of the season before settling in a .367 and Rodriguez fought a series of injuries to finish the year at .341. Rodriguez was forced to play in the outfield for much of the season due to his injuries rather than his normal middle infield slots.

The strength of the pitching staff was its balance. Gary Wilson out of Sacramento State was named the top pitcher with his 7-4 record and 4.66 earned-run-average. But, five other pitchers contributed mightily in the win department as Brian Holliday posted seven, Brian Fontes, Walter Bills and Jerry Staff each logged five and relief ace Richie Juarez posted four wins to go along with 11 saves.



Holliday, out of San Diego State, led in innings pitched with 71 and had the lowest ERA among the full-time starters at 4.44.

Wilson etched his name in the Goldpanners record books by tossing a five-inning perfect game against Mexico in

the U.S. Open. It was the first Fairbanks no-hitter since Bob Sherwood's blanking of the old Valley Green Giants in 1977. It was the first perfect game since Rich Hand stopped the Pacifica, CA, Invaders in five innings in 1968.

FINAL, OFFICIAL 1990 STATISTICS

ALASKA GOLDPANNERS OF FAIRBANKS
(Final Statistics--1990)

BATTING		G	AB	R	H	RBI	2B	3B	HR	BB	SO	SB	AC	HP	AVG.
JASON GIAMBI, Long Beach	51	151	41	57	25	8	1	0	41	15	10	4	5	.377	
Alan Burke, Long Beach	51	181	38	67	41	19	3	5	19	10	5	5	5	.370	
Scott Dennison, SDSU	57	226	61	83	32	6	4	2	28	24	29	7	2	.367	
Todd Pridy, Napa Valley	49	163	45	58	54	18	3	13	27	24	2	3	0	.356	
Marc Garcia, Fresno City	48	139	40	49	29	8	0	0	25	14	12	5	1	.353	
Steve Rodriguez, Pep'dine	54	170	48	58	27	10	1	5	17	21	31	3	2	.341	
Bill Duncel, SDSU	14	44	9	15	6	2	-1	0	4	3	2	2	0	.341	
Todd Winston, Michigan	51	165	40	52	36	5	2	1	28	24	16	10	1	.315	
Steve Dietz, SDSU	40	99	22	31	17	0	2	0	20	12	12	5	1	.313	
Brad Files, Mesa, AZ	33	67	13	19	13	3	0	1	16	21	2	2	0	.284	
Steve Simpson, S.Alabama	46	108	21	28	10	3	0	1	14	22	12	6	2	.259	
Scott Fleming, Fresno Cty	40	93	19	24	17	3	0	0	12	20	10	3	2	.258	
Brent Ferguson, Saddlebck	51	152	33	38	26	11	1	2	10	31	14	6	4	.250	
Bret Backlund, Iowa	4	13	3	3	1	1	0	0	3	7	1	0	0	.231	
Rich Juarez, Fresno City	16	26	10	6	3	1	0	0	7	5	5	2	4	.231	
Walter Bills, Utah Valley	9	11	0	2	3	0	0	0	1	2	0	1	0	.182	
Benji Grigsby, Lassen	18	46	7	8	8	2	0	0	5	6	1	3	0	.174	
Eric Slinkard, Okla St.	4	6	0	1	1	0	0	0	0	3	0	0	0	.167	
Chad Uyehara, Hawaii	16	23	6	2	1	0	0	0	5	5	4	0	1	.087	
Jared Bills, Snow College	1	1	0	0	0	0	0	0	0	1	0	0	0	.000	
Brian Fontes, Fresno City	1	1	0	0	0	0	0	0	0	0	0	0	0	.000	
Total	57	1885	456	601	350	100	18	30	282	270	168	67	30	.319	
PITCHING		G	GS	CG	Sh	W	L	SV	IP	H	R	ER	BB	SO	ERA
Schad Williams, Fresno City	3	0	0	0	0	0	0	0	5.2	7	4	2	3	3	3.17
Jeff Lewis, San Bernardino	9	2	0	0	1	0	1	13.2	10	8	5	16	6	3.29	
Derrick Struhart, Grossmont	2	0	0	0	0	0	0	6.1	4	4	3	4	2	4.27	
Brian Holliday, SDSU	15	11	1	0	7	3	1	71	77	47	35	.53	47	4.44	
GARY WILSON, Sacramento St.	14	11	3	1	7	4	0	63.2	61	48	33	38	49	4.66	
Richie Juarez, Fresno City	33	0	0	0	4	2	11	48.2	58	35	26	24	40	4.81	
Brian Fontes, Fresno City	16	12	3	1	5	4	0	69	69	47	37	48	48	4.83	
Benji Grigsby, Lassen	18	4	0	0	2	2	3	38	40	26	21	16	14	4.97	
Bret Backlund, Iowa	3	0	0	0	0	0	1	3.1	3	2	2	3	1	5.41	
Walter Bills, Utah Valley	21	6	0	0	5	2	0	47.1	62	40	31	22	22	5.89	
Jerry Stafford, Palomar	15	11	0	1	5	2	1	68.1	66	63	51	41	36	6.72	
Mike Quick, Napa Valley	10	1	0	0	1	1	1	15	36	29	23	9	3	13.80	
Totals	57	57	7	3	37	20	19	450	493	353	269	277	271	5.38	

Goldpanners have rare swoon in 1989 campaign

The Alaska Goldpanners of Fairbanks, a team that has never had a losing season in the 30-year history of the franchise, had a hot start and a cool finish in 1989. The result was a 29-23 season, 11 victories short of the average 40 wins per season over the first 29 years, but still a winning campaign.


Fairbanks came out of the gate fast and rolled up a 22-6 over-all record and a fancy 14-3 Alaska League record at the halfway point of the season. The huge 6-game lead over second place Palouse of Pullman, WA, appeared safe even in the face of a slump about mid-July. But the Panners started their final road trip with three losses to the Anchorage Bucs — one despite a six-run first inning lead — and then went to Honolulu and dropped five of six to the Island Movers. At the same time the Bucs got hot and won four of six at Hawaii to edge the Panners and Palouse, giving the Bucs their first ever Alaska League title. The Goldpanners, who have dominated Alaska League play and even own a record seven consecutive championships, actually slipped to third in the final standings. Never before had the Fairbanks team finished lower than second.

While the team effort turned fairly dismal at the end, not even making the medal round of the U.S. Open International Tournament where the Panners were defending champions, a lot of outstanding individual seasons were enjoyed.

The most exciting came from outfielder Mike Kelly, who recently was named the 1990 Collegiate Player of the Year. Kelly made a run at becoming only the fourth Goldpanner player ever to hit .400 but fell just short at .397. He also hit 10 home runs and had 43 runs-batted-in. Second year player Darrel Deak led in homers with 12 and had his second straight solid season at .316. Second-year catcher Marc Ronan of Florida State led in steals with 23 and posted a .269 batting log.

Left-hander Sean Rees of Arizona State started off with four straight wins and a fancy 1.83 earned-run-average before coming down with a tender arm and reliever Dan Naulty of Cerritos College went 2-2 with five saves and a sparkling 1.73 ERA. Dennis Gray of Long Beach State led the club in starts at 10 and posted a 4.3 record with one save and a 3.34 ERA. Matt Watson of Cal State-Fullerton provided another durable starter at 4-1 and a 3.86 ERA.

As a team the .285 batting average is one of the lowest ever for a Panner team.



FINAL, OFFICIAL 1989 STATISTICS

ALASKA GOLDPANNERS OF FAIRBANKS
(Final Statistics -- 1989)

BATTING		G	AB	R	H	RBI	2B	3B	HR	BB	SO	SB	SAC	HP	AVG.			
Randy Graves, Fullerton	3	11	2	5	7	1	1	0	0	3	0	1	0		.455			
MIKE KELLY, Arizona St.	42	146	42	58	43	5	1	10	22	22	9	3	1		.397			
Bill Mosiello, ex-FSU	18	51	13	17	8	3	0	1	5	3	3	2	1		.333			
Tim Reynolds, Santa Ana	1	3	0	1	0	1	0	0	0	0	0	0	0		.333			
Darrel Deak, Loyola	51	196	53	62	35	13	1	12	21	25	20	3	4		.316			
Todd Takayoshi, Hawaii	4	13	2	4	2	1	0	0	2	2	0	0	0		.308			
Mate' Borgogno, CSUF	33	111	22	33	13	4	0	0	15	6	11	2	0		.297			
Joe Ciccarella, Loyola	48	166	39	49	28	8	4	1	39	20	17	6	5		.295			
Tim Williams, Loyola	48	157	37	46	23	7	3	1	20	27	15	5	5		.293			
Alan Burke, Long Beach	4	7	1	2	1	0	0	0	0	0	0	0	1		.286			
Eric Helfand, Ariz. St.	45	157	29	43	40	8	0	5	18	26	0	5	3		.274			
Marc Ronan, Florida St.	45	160	31	43	27	6	0	1	34	22	23	4	0		.269			
John Halland, Mesa, AZ	4	15	1	4	4	2	0	0	0	5	0	0	0		.267			
Pat Meares, Wichita St.	39	147	28	38	30	6	0	5	16	24	9	3	0		.258			
Buddy Cribb, Florida St.	38	129	31	33	29	8	1	6	24	26	3	1	0		.256			
Bill Faysak, Mesa, AZ	4	16	3	4	7	0	0	2	3	4	0	0	1		.250			
Chad Ueyehara, Hawaii	8	25	10	6	2	1	0	0	10	4	1	1	0		.240			
Todd Stevenson, to ASU	27	85	18	17	10	3	1	2	13	21	6	2	1		.200			
Mitch Kaylor, Cypress	12	42	7	8	2	2	0	0	5	7	3	0	0		.190			
Mark MacArthur, Masters	12	33	6	6	7	0	0	0	5	7	4	2	1		.182			
Todd Johnson, to FSU	4	11	0	2	1	0	0	0	1	4	0	0	0		.182			
Sheldon Sparks, Masters	2	7	2	0	0	0	0	0	2	1	0	0	0		.000			
TOTALS		52	1688	377	481	319	79	12	46	255	259	124	40	23	.285			
PITCHING		G	GS	CG	GF	W	L	Sv	IP	H	R	ER	BB	SO	HP	WP	Bk	ERA
Dan Naulty, Cerritos	20	0	0	18	2	2	5	36.1	26	9	7	25	22	1	1	0		1.73
Sean Rees, Arizona St.	5	5	1	0	4	0	0	34.1	25	8	7	9	29	3	1	0		1.83
Tim Williams, Loyola	4	2	1	1	3	0	0	21	20	10	5	6	4	2	3	0		2.14
Chris Robinson, CSUF	2	0	0	2	1	0	0	6	5	2	2	4	6	0	0	0		3.00
DENNIS GRAY, Long Beach	13	10	2	2	4	3	1	64.2	54	37	24	27	61	3	6	0		3.34
Andy Croghan, CSLB	8	7	3	0	4	2	0	50.2	50	26	19	22	36	2	9	0		3.37
Matt Watson, Fullerton	9	8	2	0	4	1	0	58.1	50	35	25	37	28	1	8	0		3.86
Eric Hughes, Modesto	4	2	0	0	0	1	0	16	19	15	9	4	8	0	2	0		5.06
Moku Paiva, Hawaii	6	2	0	1	1	1	0	12.1	19	12	7	9	11	1	3	0		5.12
Greg Hays, Long Beach	2	1	0	1	1	0	0	6.2	6	4	4	5	7	2	0	0		5.37
Bill Mosiello, ex-FSU	6	4	4	2	2	2	0	40	57	36	27	17	14	1	1	1		6.07
Val Lopez, Northridge	5	1	0	2	0	1	0	10.2	19	11	8	5	5	0	0	0		6.73
Mark Holliday, Cerritos	3	2	0	0	0	2	0	16	21	13	12	10	13	1	3	0		6.75
Mark MacArthur, Masters	3	1	0	1	0	1	0	7.2	8	8	6	9	3	0	2	1		7.01
David Gray, Riverside CC	2	1	0	1	0	1	0	5.2	8	5	5	2	4	1	1	0		7.89
Joey Kane, LA Valley	12	4	0	4	2	4	0	30.1	42	48	34	38	13	1	3	0		10.10
Mark Cole, Masters	1	1	0	0	0	1	0	4.1	5	6	5	8	1	0	1	0		10.46
Jose Banuelos, LA Valley	1	0	0	0	0	0	0	2	3	5	3	2	2	0	0	0		13.50
Mitch Kaylor, Cypress	1	0	0	1	1	0	0	3.1	9	5	5	0	1	0	0	0		13.63
Others		1	0	3	0	1	0	8	7	7	5	7	3	0	1	0		---
TOTALS		52	52	13	39	29	23	6	434.1	453	303	219	246	271	19	50	2	4.54

Panners cap 1988 with U.S. Open title

The Alaska Goldpanners of Fairbanks capped off a 46-21 season in 1988 by capturing the gold medals in the fourth annual U.S. Open Baseball Championships held in South Lake Tahoe, CA.

The Panners marched through the round-robin international tournament with an 8-0 record and then pounded the Tahoe Stars 13-4 in the gold medal game. Wichita State right-hander Greg Brummett, named outstanding pitcher of the U.S. Open, blanked Tahoe until the ninth. He tossed a two-hit shutout in an earlier performance. Panner outfielder John Alexander, a lefty hitter out of Azusa Pacific, was named the tourney's most valuable player while all-tourney slots also went to Loyola catcher Miah Bradbury, Miami of Florida shortstop F.P. Santangelo, and Loyola outfielder-pitcher Tim Williams.

Alexander, a senior-to-be at Azusa and a native of Anchorage, AK, was also named the Panners' MVP in the Hawaii International Baseball Tournament, which the Goldpanners lost in the title game to the host Hawaii Island Movers on a 3-2 score. As in Tahoe, Fairbanks went through the round-robin portion as the top team, compiling a 4-1 record while losing only to the Tokyo, Japan, Bix-Six All-Stars. A rout of the Continental Jets of Guam zoomed the Panners into the title game where they waited for the Island Movers to emerge as the opposition but sensational Myung Chul Kwon of Inha University of Korea shut down the Panners for the 3-2 win. Kwon was named the tourney's outstanding performer.

Alexander finished as the Panners' leading hitter at .341 just ahead of Fullerton College's Rod Klopfer at .337. The duo staged a race down to the final at-bat of the season. Loyola's Rick Allen led the RBI chase with 57 while hitting .314 and leading the club in stolen bases with 17. USC's Bret Boone hit 11 home runs to lead but Allen, Klopfer and Loyola's Darrel Deak all had nine as the team hit 67 in 67 games.

The '88 Panners were anchored by a solid pitching corps. Fresno State frosh Erik Schullstrom posted an 8-1 record with a 2.56 earned-run-average. Los Angeles Valley's Joey Kane won the ERA race at 2.48 with a 6-2 record while Arizona freshman right-hander Jason Hisey was 8-3 with a 3.45 ERA. Wichita's Brummett pitched the most innings (89) and had the most strikeouts (84 to 82 for Schullstrom) while going 6-4 and 4.04



with two important saves. Another Arizona frosh, lefty Jim Richardson, was most impressive out of the bullpen as he posted a 6-3 record with five saves and a nifty 2.56 ERA while appearing in 23 games, all but three in relief. In addition to all the above, Sacramento State's Bob Childers checked in with a 5-1 record and 3.54 ERA giving the Panners one of their most solid pitching staffs in recent years.

The 46 wins in 1988 give the organization 1,163 in 29 years, or just over 40 wins per year on the average — a mark not even approached by any other team in the modern history of summer baseball.

FINAL, OFFICIAL 1988 STATISTICS

ALASKA GOLDPANNERS OF FAIRBANKS
Final, Official 1988 Statistics

BATTING	G	AB	R	H	2B	3B	HR	RBI	S	BB	SO	HP	SB	AVG.
Brad DeJardin	17	67	15	28	5	2	2	11	2	6	10	0	7	.418
JOHN ALEXANDER	47	167	42	57	8	3	5	41	6	25	22	2	7	.341
Glen Raasch	22	62	10	21	9	0	3	14	1	7	17	0	2	.339
Rod Klopfer	55	190	61	64	10	2	9	40	3	28	33	4	10	.337
Darrel Deak	67	237	57	76	12	3	9	46	8	45	51	11	9	.321
Troy Paulsen	44	182	33	58	10	2	1	27	4	23	14	1	10	.319
Rick Allen	66	242	55	76	13	0	9	57	4	41	25	6	17	.314
Billy Ray Spires	30	90	27	27	5	2	1	18	1	18	22	1	2	.300
Miah Bradbury	61	235	44	68	16	1	6	46	5	14	17	8	4	.289
Bret Boone	58	218	55	63	13	1	11	43	2	37	28	8	7	.289
Marc Ronan	27	100	20	27	2	1	1	11	5	12	8	0	15	.270
Ben Johnson	34	110	17	27	3	1	2	21	5	15	25	1	2	.245
(Players with fewer than 67 plate appearances)														
Tim Williams	9	33	16	17	2	3	2	12	1	6	7	1	1	.515
Darryl Vice	8	32	12	13	5	1	0	5	1	3	6	0	2	.406
F.P. Santangelo	9	38	14	15	1	2	2	6	1	3	1	2	2	.395
Jason Hisey	11	29	5	10	4	0	1	5	0	7	5	0	0	.345
Joe Furakawa	7	9	2	3	1	0	0	2	0	0	0	0	0	.333
Brian Scott	6	21	5	7	2	0	0	1	0	2	8	1	4	.333
Paul Cluff	14	57	11	12	2	0	0	9	2	3	3	1	3	.211
Jim Richardson	9	29	3	6	1	0	0	2	0	2	8	0	0	.207
Mike Robertson	12	39	11	8	1	0	3	11	2	11	13	1	0	.205
Todd Fujino	7	17	0	3	2	0	0	4	3	1	3	0	0	.176
Mark Sunkel	10	19	2	1	0	0	0	1	0	4	9	0	0	.053
Others	--	30	4	6	3	0	0	2	0	4	7	0	0	---
Totals	67	2246	526	689	126	24	67	443	55	319	346	46	99	.307
Opp. Totals	67	2145	309	545	90	18	33	274	50	280	448	37	62	.254
PITCHING	G	GS	CG	ShO	Sv	W-L	IP	H	R	ER	BB	SO	HB	ERA
JOEY KANE	12	11	2	2	0	6-2	65.2	56	30	18	35	46	4	2.48
Jim Richardson	23	3	1	0	5	6-3	59.2	40	27	17	29	57	3	2.56
Erik Schullstrom	15	10	2	0	0	8-1	78.2	79	28	23	36	82	3	2.63
Jason Hisey	13	9	5	1	0	8-3	75.2	73	34	29	23	43	4	3.45
Bob Childers	17	6	1	1	0	5-1	51	52	42	20	32	43	7	3.54
Greg Brummett	17	12	6	0	2	6-4	89	78	46	40	31	84	8	4.04
Ed Zinter	8	8	0	0	0	1-3	38.2	45	34	27	30	28	2	6.28
David Bird	8	1	1	0	0	1-1	22.2	28	18	16	14	17	1	6.35
(Pitchers with fewer than 22 innings pitched)														
Dennis Burbank	4	3	2	0	0	2-1	19.2	13	5	3	11	15	0	1.37
Miah Bradbury	5	0	0	0	0	1-0	10	8	2	2	3	5	2	1.80
Tim Williams	1	1	0	0	0	1-0	5	4	2	1	6	4	0	1.80
Darrel Deak	3	0	0	0	1	0-0	6	6	2	2	4	1	0	3.00
Steve Surico	1	1	0	0	0	0-1	5.2	6	4	2	4	3	1	3.18
Jose Banuelos	4	0	0	0	0	1-0	9	13	9	7	6	13	1	7.00
Bill Noverr	6	0	0	0	1	0-0	10.2	21	10	10	1	2	1	8.44
Matt Watson	2	1	0	0	0	0-1	5.2	12	12	7	4	1	0	11.12
Others	-	1	0	0	0	0-0	13	9	3	3	6	1	1	---
Totals	67	67	20	6	9	46-21	565.1	545	309	228	273	448	37	3.63
Opp. Totals	67	67	17	1	6	21-46	553.0	689	526	436	319	346	46	7.10

Panners' 1987 Wrap-up

In 28 seasons, the Alaska Goldpanners have enjoyed more than their share of accolades and championships.

Five National Baseball Congress titles, seven Alaska League crowns and numerous other state and tournament championships will attest to the success of the Goldpanners — perhaps the only baseball team in America today that's never had a losing season.

But despite the numerous on-field achievements of 1987, that year will always be known for what happened in the last inning of the season.

Leading Keio University 6-1 entering the bottom of the ninth in the championship game of the U.S. Open Amateur Baseball Tournament in Honolulu, the Goldpanners surrendered six runs to the Unicorns — four of them unearned — to lose the gold medal by the heartbreaking score of 7-6.

The Panners had swept through the eight-team, round-robin field at Rainbow Stadium on the campus of the University of Hawaii in undefeated fashion (7-0), including a decisive 9-1 win over Keio earlier in the tourney. But that meant little as Keio, who finished with a 5-2 mark, had the second-best record and qualified for the Olympic-style winner-take-all championship game.

The defeat for Manager Mike Weathers' charges also meant it was the first time in 10 years that the Fairbanks-based ballclub had failed to win a championship of some kind.

During the regular season of the Alaska League, the North Pole Nicks held off a late Panner charge to win the A.L.'s Pacific Division by 2½ games.

Still, the 1987 season was a bellweather summer for the Alaska Goldpanners. Reaching the 40-win plateau for the 19th time, the Panners went 40-19.

For the second straight year, a man named Raley was selected as the team's most valuable position player. Dan Raley, whose brother Tim was the MVP in 1986, played consistently well at third base and at the plate to take the honor.

A junior from Wichita State, Raley batted .335 with four home runs and 30 RBIs. He had, by far, the best walks-to-strikeouts ratio on the team (41-14). The highlight of Raley's season came in the U.S. Open when he hit for the cycle (single-double-triple-home run) against the host Hawaii Island Movers. It was the first time a Goldpanner had accomplished that feat since Bert Martinez hit for the cycle in 1981.

As evidenced by their .333 team batting average, other Panners shared in the offensive limelight. First baseman Don Sparks, a mid-season acquisition out of Loyola Marymount, batted .415 with a team-high nine home runs and 28 RBIs — all in just 30 games.

Sparks, however, didn't have enough plate appearances to qualify for the team's batting championship. That honor went to L.A. Harbor College second baseman Kevin Higgins, who earned first team all-Alaska League honors by hitting .380. Higgins also led the club in hits with 81.

Sparks led the team in triples with four. He hit three of those in one game against the Island Movers in the final regular season game of the summer.

Fresno State's Tom Goodwin broke a 16-year-old team single-season record for stolen bases in 1987 by swiping 48. Goodwin, who also led the club in runs scored with 72, came on very strong in the U.S. Open and currently is a candidate for the U.S. Olympic Baseball Team that will compete in the Seoul Olympics.

Another important factor in the offense was big catcher-first baseman-designated hitter Miah Bradbury of Loyola Marymount. Bradbury paced the squad with 17 doubles and 54 runs batted in. Bradbury also broke the single-season team record for sacrifice flies with nine. But Brian Turang of

Long Beach City College eclipsed that figure in Hawaii by hitting 11 to set a new standard.

Right fielder Scott Anderson and shortstop Mike Taylor both played in more than 80 percent of the Goldpanners' games. Anderson from Nevada-Reno, batted a steady .332 and Taylor, from national junior college champion San Jacinto (Texas) College enjoyed a solid season at short while batting .327 and hitting 13 doubles — second highest on the team.

The pitching staff, under coach Rick Ragazzo, was led by former Anchorage resident Darryl Scott. Scott, from Loyola, was named the Goldpanners' most valuable pitcher.

In 23 relief stints, Scott posted a 7-3 record with a 3.09 earned run average and six saves. He also started two games and went the distance in one of them.

Cal-Irvine's Craig Brink finished with a 7-2 record and a 5.26 ERA. Big Roger Smithberg of Bradley paced the mound corps with 48 strikeouts and two complete games. In going 4-4, Smithberg also had the best walks-to-strikeouts ratio on the staff (25-48).

The staff posted a 3.95 earned run average and combined for three shutouts. Opposing pitchers were unable to shut out the Panner bats all season.

FINAL, OFFICIAL 1987 STATISTICS

Batting	G	AB	R	H	2B	3B	HR	RBI	S-SF	BB-I	SO	HBP	SB	E	Avg.		
Don Sparks	30	123	30	51	6	4	9	28	0	0	11	7	0	1	.392		
Brent Reese	23	79	19	31	5	1	0	17	0	1	13	10	0	3	.392		
Kevin Higgins	50	213	52	81	12	2	1	48	3	4	30	17	0	13	.380		
Peter Schmidt	38	143	27	54	12	0	5	50	0	2	19	22	1	0	.378		
Rick Ragazzo	14	41	8	15	1	1	0	11	2	2	4	6	0	2	.366		
Dan Raley	57	209	54	70	10	2	4	30	4	2	41	14	2	4	.355		
Scott Anderson	48	184	35	61	9	1	3	0	4	16	24	4	4	4	.352		
Mike Taylor	55	214	43	70	13	2	2	34	7	0	20	19	0	19	.327		
Tom Goodwin	57	238	72	77	9	3	1	37	6	2	20	1	48	2	.324		
Brian Turang	49	180	41	58	8	3	6	36	2	11	19	24	12	13	.322		
Miah Bradbury	58	254	43	80	17	1	5	54	0	9	9	15	6	4	.315		
Mike Bosco	18	66	15	19	0	1	0	11	2	2	9	8	0	3	.288		
Bucky Bollinger	27	84	19	24	6	0	1	11	2	2	15	12	0	1	.286		
Duke Chinen	3	4	1	1	0	0	0	0	0	2	0	0	1	0	.250		
James Johnson	15	48	12	11	1	2	1	8	0	0	6	19	1	0	.229		
Dan Rumsey	14	53	6	12	3	0	0	4	0	0	7	14	0	0	.226		
Earl Frishman	6	3	3	0	0	0	0	0	0	0	0	1	0	3	.000		
Mike Grabovic	1	3	0	0	0	0	0	0	0	1	2	0	0	0	.000		
Wiley Pugh	1	3	0	0	0	0	0	0	0	1	2	0	0	0	.000		
Kurt Read	1	3	0	0	0	0	0	0	0	1	2	0	1	0	.000		
Jim Areis	1	1	0	0	0	0	0	0	0	0	0	0	0	0	.000		
Steve Dennis	1	1	0	0	0	0	0	0	0	0	0	0	0	0	.000		
Darryl Scott	1	1	0	0	0	0	0	0	0	0	0	0	0	0	.000		
Other pitchers	0	1	0	0	0	0	0	0	0	0	0	0	0	5	---		
Totals	59	2149	478	715	112	23	36	426	27	40	241	241	25	118	92	.333	
Opp. Totals.	59	2005	314	525	98	13	32	260	21	23	238	10	543	31	91	129	.262
Pitching	G	GS	CG	ShO	Sv	W-L	IP	H	R	ER	BB	SO	WP	BK	HBP	HR	ERA
Kevin Kunkel	4	3	0	0	0	2-0	23	17	9	7	12	10	0	0	3	0	2.74
Dan Johnston	19	5	1	0	1	4-5	55	52	38	18	32	47	3	1	3	1	2.95
Darryl Scott	25	2	1	0	6	7-3	58.1	51	28	20	24	45	2	0	3	5	3.09
Kurt Read	8	4	0	0	2	1-3	30	34	15	11	9	12	3	0	2	3	3.30
Rocky Johnson	14	6	1	0	1	2-1	57	60	35	27	33	40	4	1	2	4	4.26
Oscar Rivas	17	9	0	0	5	2-6	60.2	62	38	29	46	44	11	0	5	3	4.30
Roger Smithberg	17	13	2	0	0	4-4	79.2	86	48	39	25	48	8	0	7	4	4.41
Craig Brink	14	12	1	0	0	7-2	77	90	56	45	27	28	1	0	2	6	5.26
Kyle Irvin	15	2	0	0	0	2-1	39	49	40	31	22	29	2	1	2	4	7.15
(Pitchers with fewer than 20 IP)																	
Miah Bradbury	4	1	0	0	1	1-0	6	2	1	0	5	4	0	0	0	0	0.00
Mike Brennan	1	0	0	0	0	1-0	2	2	0	0	0	1	0	0	1	0	0.00
Don Pruitt	4	2	0	0	0	2-0	18	8	1	1	5	14	0	0	0	0	0.50
Tom Gorman	7	0	0	0	0	1-0	10.2	5	2	2	7	12	0	0	0	2	1.69
Rick Ragazzo	1	0	0	0	1	0-0	3	3	1	1	4	0	0	0	0	3	0.00
Dan Raley	1	0	0	0	0	0-0	2	3	2	1	0	4	2	0	0	1	4.50
Totals	59	59	6	3	10	40-19	522.1	525	314	229	238	343	36	3	31	32	3.95
Opp. Totals.	59	59	10	0	5	19-40	504	715	478	352	241	241	48	9	25	36	6.29



10% OFF WITH THIS COUPON

- TIRES
- TUNE-UPS
- R.V. TIRES
- FULL LINE BRIDGESTONE TIRES
- TWO LOCATIONS
- ALIGNMENTS
- BRAKES
- I/M's

BEAVERBROOK MALL — North Pole
219 3RD AVE. — Downtown

488-4413 or 452-5145

Alpine Haus

Summer or Winter

Sunglasses, Waterskis, Mountain Bikes
Tennis, Packs & Tents

719 2nd Ave.

456-5520

GOLDPANNERS BUSINESS BOOSTERS

Aircom Avionics
 Alaska Electric Rebuilders
 Alaska Fly Shop
 All State, Jim Ozimkoski
 Ann's Greenhouses
 Arctic Travelers Gift Shop
 Aurora Computers
 Auto Trim Design
 B & L Laundromat
 Brooks Fuel
 Budget Towing
 Campbell Plumbing
 Carr's Foodland
 Chandler Plumbing & Heating
 Charles Bettisworth & Co.
 Cook & Haugeberg
 Crafton's Furniture
 Dale Yoder Insurance
 Denali Computing Services
 Diamond & Dreams Pull-Tabs

Exclusive Landscaping
 Fairbanks Camper Sales
 General Refinery Corp.
 The Gold Exchange
 Golden North Motel
 Hometown Propane
 Howling Dog Saloon
 Irish Trucking
 K&W Transportation
 Kirk's Accounting
 & Tax Service
 Knutson's Cleaning
 Knives by John
 Lanning Engineering
 Lemeta Pumping & Thawing
 Lundeen's Body Shop
 McKinley Contractors
 MD Fire Protection
 Midtown Barber Shop
 Nelson Photo Studio

North Country Credit Union
 North Star Concrete
 Northern Power Sports
 Pacific North Equipment
 Paving Products
 R.A. Price Associates
 Rod's Saw Shop
 Royal Carpet
 Ryan Lode Mines
 Sam's Sourdough Cafe
 Skinny Dick's Halfway Inn
 Terry's Liquor Store
 Trailer Craft
 The Knotty Shop
 The Turtle Club
 United Cab Co.
 United Food Workers #1496
 Umiat Enterprises
 Weber's Bobcat
 Wright Air Service

Goldpanners Put Fairbanks on International Stage

The Alaska Goldpanners of Fairbanks bounded onto the stage of international competition back in 1966 and the local club has offered a steady diet of the spicy competition during the 30-year period since.

The 1995 schedule features additional competition with the Korea National Team, current No. 2 team in the world, a meeting with Toho University of Japan in San Diego and a near-miss with the Chinese-Taipei World University Games team.

Korea comes to Fairbanks for a three-game

Titles (Continued from Page 23)

hitting sensation of 1993, had another great year as he hit .296 and led the team in doubles with 16, runs-batted-in with 41 and total bases with 116.

A.J. Marquardt of Oregon State was the leading hitter on the club at .381 while Jeff DaVanon of San Diego State came in at .365. Derric Waller, also of SDSU, hit .345 and Steve Hagins of Arizona State checked in at .315.

Marquardt led the team in round-trippers with five, while Waller was high in hits with 60 and DaVanon was tops in runs scored with 52.

The Panners had another swift club and pretty much ran wild with 155 thefts in 194 attempts. No less than five players were in double figures with thefts with DaVanon's 34 leading the way. However, big Travis Lee was the eye-catcher as he was successful on 31 of 33 tries. Jacquie Jones of the University of Southern California stole 25 in 30 tries while Marquardt and Waller were both successful 15 times.

series on July 20-21-22 and China was due for the Midnight Sun Series. However, due to the dismissal time of the school term the university all-star team could not reach Fairbanks until June 26, thereby calling off the Midnight Sun meeting. The Chinese team will be taking part in the World University Games in Japan during August.

The Koreans will be finishing a tour of the U.S. in final preparation for the World Tournament. Korea will actually be in Fairbanks several days after the series, utilizing Growden Park for extensive workouts before moving to Anchorage for a three-game set with the Bucs.

The Goldpanners first met a team from outside the 50 states in 1965 against Nassau, Bahamas, in the National Baseball Congress Tournament. The first meeting with a professional team from outside the U.S. came in 1974 when the Panners knocked off the Cordoba Cafeteros of Mexico in the Kamloops International Tournament in Kamloops, British Columbia.

The Panners made a huge splash on the international scene in 1966 when Red Boucher took the team to Honolulu to represent the United States in the World Tournament and shocked the reigning champion, Japan, in two straight games in the best-of-three showdown. The Goldpanners also won the Hawaiian Invitational Tournament while on the Island.

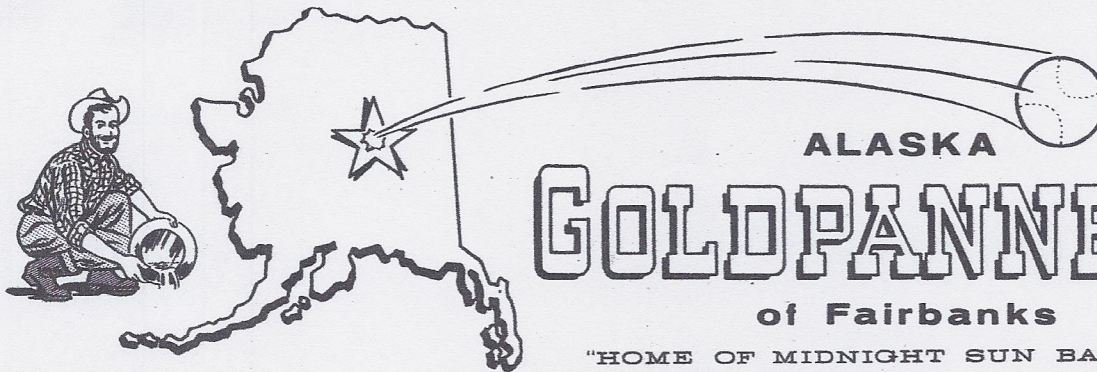
There have been many highlights over the years but the high point was probably the two head-knocking contests with the Cuba National Team during the Haarlem, Holland, Baseballweek Tournament in 1972.

A number of strong international foes have played in Growden Park. Last summer it was Nagoya, Japan, for a three-game series, each a narrow win for the Panners.

GOLDPANNERS' INTERNATIONAL HISTORY

August, 1965 Goldpanners play Nassau, Bahamas, Islanders in National Baseball Congress Tournament in Wichita, KS.
 August, 1966 Goldpanners take part with several foreign teams

- June, 1967 Kumagai Gumi, the reigning Japanese Amateur Champions, come to Alaska for an eight-game goodwill series in Fairbanks and Anchorage. The Goldpanners win seven of the eight, losing only in the Midnight Sun Game before an Alaska sports record crowd of 5,200.
- August, 1968 Goldpanners embark on a 17-day, 7-city goodwill tour of Japan. Games are played in Nagoya, Hamamatsu, Hemeji, Okayama, Subitomo and Tokyo.
- July, 1972 Goldpanners take part in the Haarlem, Holland, Baseballweek Tournament, featuring undisputed World Champion Cuba. Panners lose twice to Cuba, but force Cubans to squeeze in winning run in eighth inning in 5-4 setback. Panners post a win over Nicaragua, the world's No. 3 team.
- August, 1973 Goldpanners win the first of four International Tournament Championships at Kamloops, B.C., Canada. Canada, Mexico and United States teams take part.
- August, 1974 Goldpanners repeat as winners in Canada International Tournament.
- August, 1975 Goldpanners capture third straight championship of Canada International Tournament.
- August, 1976 Goldpanners are upended in championship game of Canada International Tournament.
- August, 1977 Goldpanners retain title in Canada International Tournament.
- August, 1978 Goldpanners host Team USA, Western Canada, Chinese Culture University and Korean National Team in World Crown Tournament. Nicaragua cancels when Batista regime overthrown practically on eve of departure for Alaska.
- July, 1979 Goldpanners vie in second World Crown Tournament which features Korean National Team and Taiwan Olympic Team.
- August, 1987 Goldpanners take part in Hawaii International Tournament and finish second in tourney featuring several foreign teams.
- August, 1988 Goldpanners finish second among several foreign teams at Hawaii International Tournament and then win U.S. Open tournament, featuring teams from Mexico, Guam and Netherlands Antilles.
- August, 1989 Take part in U.S. Open Tournament with Mexico teams.
- August, 1990 Goldpanners win U.S. Open featuring foreign teams. Gary Wilson throws a perfect game against Mexico Olympic Team.
- August, 1991 Goldpanners finish second in U.S. Open Tournament featuring Mexico teams.
- August, 1993 Goldpanners meet first team from Soviet Union, the Ukraine National Team, en route to second place finish in Grand National Games in San Diego.
- July, 1994 Aichi Collegiate League All-Stars of Nagoya, Japan, visit Fairbanks for three-game series. Also, Goldpanners topple Nagoya in semi-final game of Bucs' Alaska Tournament in Anchorage.



ALASKA GOLDPANNERS

of Fairbanks

"HOME OF MIDNIGHT SUN BASEBALL"

Dietz Once Again At Helm of Panners

A fixture in the Goldpanner dugout is Field Manager Jim Dietz who marks his 11th season at the helm of the team in 1993.

Dietz, the head coach at San Diego State University, is 447-211 with the Goldpanners and has posted 920 wins at SDSU.

He is easily the most successful of the summer league managers in the country — maybe all-time — and is among the elite in collegiate circles as well.

Assisting Dietz this summer will be two of his former players and a former major leaguer. Left-handed pitcher Dan Boone, who toiled in the big leagues for San Diego, Houston and Baltimore, will work with Dietz along with former Goldpanner Bill Dunckel and Rusty Filter, who, like Dunckel, also played for Dietz at SDSU. Filter played in Fairbanks against the Panners in 1989 when he was with the touring Sea World team.



DIETZ



DUNCKEL

Dunckel is easily remembered by Goldpanner fans for the sensational season he put together in 1991 before spending last year in the California Angels organization. Dunckel became only the fifth player in the 34-year history of the team to bat .400 or

above as he landed right on the magic number while ripping out 15 doubles, 12 triples, 15 home runs and driving in 60 runs. What is more, he stole 43 bases which is good for third on the team's all-time list. Filter is presently an assistant baseball coach at Mission Bay High School in San Diego.

Boone, a resident of El Cajon, CA, is also big in Goldpanner history but with the opposition. He was the pitcher for the Anchorage Glacier Pilots in the classic 1976 NBC championship game, which has been called the greatest amateur baseball game ever played. Boone had a two-hit shutout of the Panners

through 9 innings but lost in the 10th when Fairbanks hurler Greg Harris, now of the Boston Red Sox, completed his own 10-inning, two-hit shutout.

Boone is also distinguished in that he had two different turns in the major leagues, the second coming with Baltimore in 1990-91 after he sat out of the game from 1984 through 1988. He first went to the majors with San Diego in 1981 and then had a short stint with Houston in 1982. The 39-year-old youngster will be active on the mound for the Panners in addition to his coaching duties.



BOONE

Also assisting the Panter skipper when the team is on the road is Anchorage resident Brian Shancera.

The Goldpanner team is backed by a board of 36 directors. Bill Stroecker serves as the team president and is enjoying his 27th year in that post — something of a record of volunteer community service.

The Panter games in 1993 will be heard on KIAK-AM with Lowell Purcell mikeside. The '93 broadcast schedule features a mix of home and road games with a minimum of 47 games broadcast, including all tournament action.

Todd Dennis is serving as assistant to the general manager and Traveling Secretary after previously working in the card store and press box. Growden Park stadium grounds are overseen by Paul Myers.

Steve Dennis is operator of the team's novelty store at the stadium while Norm and Shirley Jenkins handle the souvenir booth.

The board of directors, a cross-section of local business and community leaders, has done much work in attempting to make the season another triumphant campaign.

The Nugget Club raises the funds necessary to sponsor the youth clinics conducted throughout the summer by the Panter players. More than 500 Fairbanks youths are exposed to the accomplished athletes wearing the Panter pinstripes. Nugget Club members, saluted on the back page of the yearbook, are the backbone of the team's support group.

TEAM DIRECTORY

PRESIDENT — William G. Stroecker
 SENIOR VICE PRESIDENT — Dale Rankin
 VICE PRESIDENT — Les Rogers
 GENERAL MANAGER — Don Dennis
 FIELD MANAGER — Jim Dietz
 STADIUM MANAGER — Paul Myers
 RADIO — Lowell Purcell (KIAK 970AM)
 SALES — Robert B. Francis
 TRAVELING SECRETARY — Todd Dennis
 PLAYER HOUSING — Shirley Stewart
 TEAM HOUSING — Michelle Dennis
 BOOSTER CLUB — Norm & Shirley Jenkins
 GROWDEN PARK AUTHORITY — Les Rogers
 NUGGET CLUB CHAIRMAN — Tom Miklautsch
 FUND RAISING CHAIRMAN — Dale Rankin
 NOVELTY STORE — Steve Dennis & Todd Dennis
 CONCESSIONS — Sheila Mortensen
 TICKETING — Russ Amerson
 TRAINER — Joe Matesi
 COUNSEL — Ward Merdes
 Mailing Address — P.O. Box 71154, Fairbanks, 99707
 Telephone — (907) 451-0095

In accordance with NCAA summer baseball regulations, all players in the Goldpanner program are employed in various jobs in the community, working 30-40 hours per week in addition to their nightly baseball activities.

Homes for the players are arranged with local families during the Fairbanks portion of the summer season. Players involved in the "Summer Son" program have developed many lasting friendships with Fairbanks-area residents.

The Board of Directors


Brad Amundson
 Carroll Barber
 Red Boucher
 Don Bruce
 Mark Boyer
 Wally Burnett
 Harold Byrd

Dean Clowers
 Chuck Culver
 Bob Davis
 Don Dennis
 Steve Dennis
 Jim Dieringer
 Bob Douglass

B.J. Hall
 Jim Hayes
 Al Hines
 Norm Jenkins
 Martha Johnson
 Julius Kornfeind
 Tony Licalsi

Ward Merdes
 Tom Miklautsch
 Mike Minsky
 Tom Moyer
 Carl Noble
 Lowell Purcell
 Dale Rankin

Dave Rasley
 Les Rogers
 Bill Stroecker
 Steve Stephens
 Dave Swanson
 Sam Woodke



ALASKA TOURNAMENT CHAMPIONS — The 1994 Goldpanners gather around the championship trophy after winning the 1994 Bucs' Invitational Tournament in Anchorage. The Panners whipped Nagoya, Japan, in the semifinals and the host Bucs in the title game. The '94 team also captured the Alaska League and finished second in the Alaska Federation, finishing the season with a 36-19 record.

Alaska Federation

The Alaska Federation came into being just prior to the 1993 season as a means of uniting the Alaska teams in a "standings" separate from the Alaska League and the Central League.

The Goldpanners and Anchorage Bucs take part in the Alaska League while the other three major summer teams from the state participate in the Central League.

Fairbanks captured the initial "Federation" in 1993 with the Anchorage Pilots second and in 1994 the Peninsula Oilers won the "Federation" and the Goldpanners came in second.

The 1995 Alaska Federation schedule follows:

1995 ALASKA FEDERATION SCHEDULE

JUNE 08	PILOTS	AT MINERS	JUNE 29	OILERS	AT PILOTS
JUNE 09	PILOTS	AT MINERS	JUNE 30	BUCS	AT PANNERS
JUNE 10	MINERS	AT PILOTS	JUNE 30	OILERS	AT PILOTS
JUNE 11	(D) BUCS	AT PILOTS	JULY 01	OILERS	AT BUCS
	(N) MINERS	AT BUCS	JULY 02	PANNERS	AT PILOTS
JUNE 12	PILOTS	AT BUCS	JULY 02	PANNERS	AT PILOTS
	OILERS	AT MINERS	JULY 03	MINERS	AT OILERS
JUNE 13	PILOTS	AT MINERS	JULY 03	PANNERS	AT BUCS
	OILERS	AT BUCS	JULY 04	MINERS	AT OILERS
JUNE 14	BUCS	AT OILERS	JULY 04	PANNERS	AT BUCS
	PANNERS	AT MINERS	JULY 05	PANNERS	AT PILOTS
JUNE 15	BUCS	AT OILERS	JULY 05	BUCS	AT MINERS
	PANNERS	AT MINERS	JULY 07	PILOTS	AT PANNERS
JUNE 16	BUCS	AT OILERS	JULY 07	BUCS	AT MINERS
JUNE 17	MINERS	AT PILOTS	JULY 08	PILOTS	AT MINERS
JUNE 18	BUCS	AT PILOTS	JULY 08	PILOTS	AT PANNERS
JUNE 19	PILOTS	AT BUCS	JULY 09	PILOTS	AT PANNERS
JUNE 20	MINERS	AT PILOTS	JULY 09	OILERS	AT PANNERS
JUNE 21	MINERS	AT BUCS	JULY 10	PILOTS	AT BUCS
	PILOTS	AT OILERS	JULY 10	OILERS	AT PANNERS
JUNE 22	BUCS	AT MINERS	JULY 11	OILERS	AT PANNERS
	PILOTS	AT OILERS	JULY 11	OILERS	AT MINERS
JUNE 23	PILOTS	AT OILERS	JULY 12	OILERS	AT MINERS
	MINERS	AT PANNERS	JULY 13	OILERS	AT MINERS
JUNE 24	MINERS	AT PANNERS	JULY 14	PANNERS	AT BUCS
JUNE 25	(D) OILERS	AT BUCS	JULY 15	BUCS	AT PILOTS
	MINERS	AT PANNERS	JULY 15	PANNERS	AT OILERS
JUNE 27	BUCS	AT PANNERS	JULY 16	PANNERS	AT OILERS
JUNE 28	OILERS	AT PILOTS	JULY 17	PANNERS	AT MINERS
	BUCS	AT PANNERS	JULY 18	MINERS	AT BUCS
			JULY 26	MINERS	AT OILERS

League Umpires

Umpires working the Alaska League season in 1995 are Toby Hoy of Lomita, CA, and Nicholas Sherman, who hails from Paisley, OR.

The pair were directed to the Alaska League by the Baseball Office for Umpire Development in St. Petersburg, FL. The office is a division of the National Association of Professional Baseball Leagues and the umpiring office is headed by Edwin W. Lawrence, former athletic director at the University of Alaska in Fairbanks.

Lawrence's office has provided the Alaska League umpiring crews each year since he took the office. Lawrence left Fairbanks in 1988 for the Florida position.

While in Alaska, the umpires are under the direction of Alaska League Commissioner Ralph Seekins of Fairbanks.

Hoy and Sherman split their time between games in Anchorage and Fairbanks, generally drawing the assignment at most of the Goldpanners' home games.

Panners Have Strong, Team, Individual Showing in '97

The Alaska Goldpanners of 1997 posted the leading team record among Alaska teams at 38-18 and in the process a number of performers made a run at the Goldpanners individual record book.

Five Goldpanners were named to the 12-man All-Alaska Team and three of those were unanimous selections. The unanimous picks were pitcher Craig Jones of the University of Southern California, shortstop J.J. Brock of Notre Dame and first baseman Ryan Soules of Washington. Also named to the select squad were pitcher-outfielder Jason Lane and outfielder Darren Blakely of Hawaii. Lane, out of Santa Rosa College, was named to the utility spot.



RYAN SOULES

Soules, the second-year stand-out, was a unanimous pick as Alaska Player of the Year. The big slugger rapped out 18 home runs and batted in 69 to go with his lofty .391 average. All of those

numbers put him high of Panner individual charts. The 69 RBI was good for fifth place while the 18 homers ranked him fifth as well. The .391 ties two others for the 11th spot on the all-time list. In addition the two-year totals of Soules will have him on several lists among the career leaders.

Brock's feat may be the biggest as he stepped into the shortstop job from second after Adrian Mora was hurt and became a unanimous all-state pick. Brock hit .346 and his 18 stolen bases was second only to the record-setting 47 of Blakely.



Darren Blakely

Blakely is now No. 2 behind Tom Goodwin, who had 48 thefts in 1987, but no doubt would have set the new standard had an injury not slowed him for the final 10 games of the season. Blakely

hit a solid .344 and was hit by the pitch 12 times, tying the team record set by Miah Bradbury in 1988.

Lane, also a returning player, was outstanding as he hit .355 with 11 home runs. He also posted a 5-3 record on the mound, working 61.2 innings and appearing in 10 games in addition to his outfield duty.

The master of the mound, however, was Craig Jones who collected an 8-3 record and a fancy 2.43 ERA over 77.2 innings of work, all that good for 19th place on the all-



CRAIG JONES

time Goldpanner charts. Jones, who have three complete games, also made the relief pitcher lists with his 1996 season in which he appeared in 19 games, worked 40 innings, had a 1-1-1 record, and 3.82 ERA.

Despite the individual exploits and the good over-all record, the Panners could not shake the bride-maid's role in '97 as they finished runnerup in the Alaska Invitational Tournament, The Kelowa, Canada, Tournament, and the Alaska

League race itself.

The Alaska League race went down to the final game of the season in Honolulu when the Hawaii Island Movers topped the Anchorage Bucs to move past the Goldpanners and claim their first-ever Alaska League championship. The Hawaii team entered the Alaska League in 1986.

The Bucs' Wood Bat Invitational saw the Panners in the title game for the fourth time in the brief history of the event, but the runnerup finish was the third. Only twice, once with the powerful 1991 team, have the Panners failed to reach the championship round.

The Panners second place finish in the Kelowna International Tournament was more surprising as the club swept three teams in the preliminary round and then smashed the Yakima, WA, Chiefs 11-1 in the semifinals. However, the host Grizzlies—a team which had visited Fairbanks earlier in the year—broke open a tight game in the seventh inning and crushed home in the finals of the 12-team tourney. The complete final 1997 statistics follows:

ALASKA GOLDPANNERS OF FAIRBANKS (Final, Official 1997 Statistics — Won 38, Lost 28)

BATTING	G	AB	R	H	RBI	2B	3B	HR	BB	SO	SB	SH	HP	AVG.		
Ty Whitt, Albertson College	3	2	1	1	0	0	0	0	0	0	0	0	0	.500		
RYAN SOULES, WASHINGTON	49	184	58	72	69	14	0	18	31	34	3	4	3	.391		
Adrian Mora, Southwestern College	27	88	19	34	11	8	1	0	8	3	5	2	3	.386		
Jason Lane, Santa Rosa College	50	200	54	71	47	13	3	11	17	29	4	3	5	.355		
John Brock, Notre Dame	52	211	47	73	57	12	1	6	24	26	18	4	6	.346		
Darren Blakely, Hawaii	53	195	59	67	41	11	2	6	30	36	47	4	12	.344		
Justin Gamoll, Santa Barbara	51	183	60	61	34	15	1	5	32	33	8	3	9	.333		
Mike Weibling, Southern California	2	3	1	1	0	0	0	0	2	0	0	0	0	.333		
Rory Pico, Hawaii	33	107	28	33	11	6	1	0	9	18	4	2	3	.308		
Jeremy Jones, Mesa, AZ, College	41	151	30	46	27	6	2	3	21	21	3	1	3	.305		
Jeremy Freitas, Southern California	39	135	31	40	31	12	1	8	19	30	2	2	2	.296		
Jay Sitzman, Arizona State	23	55	15	16	8	3	0	1	6	10	8	1	2	.291		
Paul Lockhart, San Diego State	43	142	33	39	25	9	1	5	17	22	7	1	2	.275		
Michael Hymes, UCLA	37	144	31	36	16	4	0	0	19	10	17	1	0	.250		
Brandon Rogers, UCLA	26	90	15	19	11	8	1	0	6	20	0	3	1	.211		
Pat Stiefel, Garden City College	12	26	4	4	2	0	0	0	3	7	0	0	1	.154		
Brogolio Coriano, Fairbanks, AK	7	11	1	1	0	0	0	0	1	5	0	0	0	.091		
Bryan Moore, Orange Coast College	1	1	0	0	0	0	0	0	0	0	0	0	0	.000		
Eric Valenzuela, Arizona State	1	1	0	0	0	0	0	0	0	0	0	0	0	.000		
Totals	56	1929	487	614	390	121	14	63	243	306	126	31	52			
PITCHING	G	GS	CG	W	L	SV	IP	H	R	ER	BB	SO	WP	HP	BK	ERA
CRAIG JONES, Southern California	13	12	3	8	3	0	77.2	68	29	21	30	64	4	2	0	2.43
Randon Ho, Hawaii	10	4	0	3	0	1	34.0	28	16	11	9	27	0	1	0	2.91
Ty Whitt, Albertson College	17	1	0	0	1	1	27.1	29	17	11	5	23	1	0	0	3.62
Jason Saenz, Southern California	11	3	0	3	2	1	29	31	19	14	34	34	2	7	0	4.34
Bryan Moore, Orange Coast College	22	0	0	6	0	6	30	40	21	15	8	23	4	3	0	4.50
Eric Valenzuela, Arizona State	13	11	0	5	2	0	62.1	58	41	34	53	54	3	2	0	4.91
Jason Lane, Santa Rosa College	10	10	2	5	3	0	61.2	77	48	37	17	36	0	3	0	5.40
Mike Weibling, Southern California	17	4	0	1	2	1	43.2	55	36	29	12	22	3	0	0	5.98
Caleb Balbuena, Cuesta College	13	6	1	4	2	0	45.2	69	40	38	18	28	1	4	0	7.49
Al Thielemann, UCLA	9	5	1	3	3	0	42.2	54	39	36	16	32	0	1	0	7.59
Others	6	0	0	0	0	0	9.2	16	16	16	10	3	2	0	0	---
Totals	56	56	7	38	18	10	481.1	547	326	260	208	364	22	26	0	4.86

Panners Have Disappointing Season in '96

The Alaska Goldpanners had returned to their big time winning ways in the three seasons prior to 1996, but found the road rocky the last time out of the gate.

The '96 campaign finished on a 24-30 note, only the second losing campaign in the 37-year history of the Fairbanks club. It also marked the end to a run of three Alaska League titles and two Alaska Federation crowns in three years.

The Panners had rebounded from 1992 — the club's first ever losing year at 22-25 — with the three solid seasons before a rash of roster changes in the 10 days prior to the season led to some disorganization and, most importantly, a shortage of experienced players.

One big bright spot was the pitching of righthander Brian Scott of San Diego State, who led the club for a second straight year. Scott's totals were not as good in '96 as in his first year but he still went 6-4 with a 3.12 ERA.

Scott's two-year totals, however, vaulted him all the way into seventh place on the Goldpanners' career pitching charts. His impressive two-year totals of 11 wins, 5 losses and a save over 134.2 innings of pitching and a fancy 2.67 ERA put him on the elite list. Scott's strength was his control as he walked but 39 while striking out 115 as he appeared in 32 games, making 18 starts.

Scott's career log puts him behind only Bill Lee, Brent Strom, Greg Harris, Dan Boone, Chick Valley and Tim Leary. Boone had an off season in '96 and dropped from fourth to sixth on the career list. The little lefty did record five saves which increased his team record total to 40.

Michael Young, a shortstop out of California at Santa Barbara, was the club's top hitter among the full-time players and he earned team MVP honors.

Young hit .335 with 72 hits in 215 official trips to the plate, both club highs. He also scored 40 times and drove in 33 runs with 10 doubles, 3 triples and 5 home runs. The solid all-around performer also stole 10 bases.

Runnerup to Young in virtually every category was first baseman Ryan Soules of the University of Washington. Soules finished at .321. His 18 doubles led the club.



BRIAN SCOTT

Several mid- and late-season additions made big impacts with the team, a situation that normally does not occur. Outfielder Jason Lane came mid-season and hit .276 while adding strength to a struggling outfield. Lefty hurler Humberto Picos also arrived mid-year and became the No. 2 starter behind Scott. Picos actually had a better ERA at 2.66 and posted

a 5-1 mark over 47.1 innings.

Still later in the season the club got a real offensive lift from third baseman Israel Gonzalez of Oklahoma and outfielder Stewart Smothers of San Diego State. Gonzalez hit .395 in 11 games and Smothers delivered a .390 mark in 10 games.

The addition of the four key players helped the club finish on a roll by winning three of four at Kelowna, British Columbia, before sweeping foreign clubs from Japan and Korea in the Hawaii Invitational Tournament.

ALASKA GOLDPANNERS OF FAIRBANKS (Final, Official 1996 Statistics — Won 24, Lost 30)

BATTING																
	G	AB	R	H	RBI	2B	3B	HR	BB	SO	SB	SH	HP	AVG.		
Brian Scott, San Diego State	1	2	0	1	0	0	0	0	0	0	0	0	0	.500		
Bill Dunckel, Escondido, CA	4	14	5	6	4	1	1	0	3	0	1	1	0	.429		
Israel Gonzalez, Oklahoma	11	38	8	15	9	6	0	1	3	5	0	1	0	.395		
Stewart Smothers, San Diego State	10	41	15	16	6	4	3	0	0	1	4	1	1	.390		
MICHAEL YOUNG, Cal Santa Barbara	51	215	40	72	33	10	3	5	30	35	10	3	1	.335		
Adam Pettyjohn, Fresno State	2	3	0	1	0	0	0	0	0	0	0	0	0	.333		
Joe Bernhard, Monterey Peninsula	31	101	26	33	21	6	5	0	9	19	22	2	7	.327		
Ryan Soules, Washington	53	212	50	68	42	18	4	3	27	21	2	3	2	.321		
Jason Lane, Santa Rosa College	33	123	24	34	18	4	0	2	19	11	5	3	4	.276		
Tavares Comeaux, Saddleback	44	160	32	44	26	9	0	2	15	43	3	3	4	.275		
Jason Brown, Southern California	51	202	36	55	33	8	3	4	13	26	1	1	6	.272		
Jason Phillips, San Diego State	54	218	42	57	33	13	0	2	24	23	22	4	1	.261		
Chris Toomey, Loyola Marymount	51	189	27	49	45	6	2	2	19	38	9	2	8	.259		
Kevin Moore, Long Beach State	30	104	20	26	17	5	1	3	16	24	4	2	2	.250		
Steve Doherty, Los Angeles City	38	146	18	35	19	6	1	1	12	24	10	4	2	.240		
Oscar Lopez, Monterey Peninsula	24	70	12	16	10	0	1	2	10	20	5	0	0	.229		
Patrick Stiefel, Garden City	21	57	9	13	6	0	0	0	4	12	1	0	1	.228		
Todd Belitz, Washington State	9	26	5	5	9	1	3	0	0	12	0	1	0	.192		
Jody Stevens, San Diego State	1	1	0	0	0	0	0	0	1	0	0	0	0	.000		
Chad Wanders, Saddleback College	1	2	0	0	0	0	0	0	0	1	0	0	0	.000		
Bryan Moore, Orange Coast College	1	2	0	0	0	0	0	0	0	1	0	0	0	.000		
Totals	54	1926	369	546	331	95	27	27	205	316	99	31	39	.283		
PITCHING																
	G	GS	CG	W	L	SV	IP	H	R	ER	BB	SO	WP	HP	BK	ERA
Jason Lane, Santa Rosa College	1	0	0	0	0	0	2	2	0	0	0	1	0	0	0	0.00
Chris Toomey, Loyola Marymount	1	0	0	0	0	0	1	0	0	0	1	0	0	0	0	0.00
Humberto Picos, Arizona Western	8	7	2	5	1	0	47.1	46	29	14	21	36	2	4	0	2.66
BRIAN SCOTT, San Diego State	12	11	2	6	4	0	75	67	42	26	23	59	1	5	0	3.12
Craig Jones, Southern California	19	1	1	1	1	1	40	35	22	17	20	39	3	5	0	3.82
Todd Belitz, Washington State	11	11	1	2	5	0	65	64	50	30	49	29	5	10	0	4.15
Christoph Falke, N'West Nazarene	6	0	0	1	1	0	11.1	17	10	7	5	7	0	1	0	4.34
Dan Boone, El Cajon, CA	15	0	0	0	1	5	17.2	22	11	10	6	13	2	1	0	5.08
Adam Pettyjohn, Fresno State	9	8	3	3	4	0	57.2	64	49	33	26	70	5	4	0	5.15
Bryan Moore, Orange Coast College	20	0	0	1	1	1	35	46	26	21	11	18	2	7	0	5.40
Jody Stevens, San Diego State	11	4	0	2	2	0	33.1	36	27	20	25	32	1	1	0	5.40
Jason Saenz, Southern California	14	9	0	2	5	0	45.1	52	44	29	42	31	6	3	0	5.76
Chad Wanders, Saddleback College	15	3	0	1	5	0	41	49	35	28	24	24	3	1	0	6.15
Joe Bernhard, Monterey Peninsula	1	0	0	0	0	0	0	3	5	5	2	0	0	0	0	--
Totals	54	54	9	24	30	7	471.2	503	350	240	255	358	30	32	0	4.58

Goldpanners Snag League, State Honors in 1995

It was two more major titles for the Alaska Goldpanners of Fairbanks in the 1995 summer season as they repeated as champions of the Alaska League and claimed the Alaska Federation. It was also a summer of individual accomplishment as Adam Kennedy of California at Northridge set a new team batting record of .432.

Kennedy's season-long hot streak enabled him to better the mark of .425 set by Steve Kemp in 1974. Kennedy proved to be the team's most sensational lead-off hitter since Tommy Sain of Arizona State, also on the '74 team. Kennedy swiped 25 bases in addition to rapping out 96 hits and driving in 38 runs.

The 1995 team also featured the best hitting outfield trio in team history with Kennedy's .432 leading the way. He was joined by Jeff Cermak of Mesa College in Arizona at .3522 and A.J. Marquardt of Oregon State at .3517. Marquardt also had a big year in 1994 and his two-year mark ranks him high on the team's all-time career list.

Right-hander Brian Scott of San Diego State will go in team records as a relief pitcher as he made only seven starts in his 20 appearances on the year. However, by the end of the season he had become the top starter on the club. Scott's performance was very similar to an outstanding season put together by Mike Boddicker of Iowa in 1977 when he moved into a starting role for the stretch run after a brilliant summer as a stopper.

Scott, just a freshman, posted a 5-1 record and 2.11 earned run average. He also posted one save in 59.2 innings of work. The youthful hurler walked but 16 and struck out 56.

Relief veteran Dan Boone had another strong season but did suffer two losses — giving up his only two homers of the year to lose games against the first batter he faced during the summer and the last in Alaska as Kenai knocked the Panners out of the Bucs' Invitational in the 11th inning. Boone tacked on eight saves to his already career-leading total and had two wins while finishing with a fine 1.87 earned run average.

A memorable pitching feat of the '95 season came in the Alaska



CERMAK

Federation clinching victory over the Mat-Su Miners when Rosario Ortiz of Arizona Western College came on to start the seventh inning and struck out all nine batters he faced to close out the game and tuck away the Federation crown.

The Goldpanners have dominated the State Federation since it came

into existence in 1993 — winning in 1993 and 1995 and finishing second in 1994.

Coach Stacy Parker's club played with consistency throughout the summer but peaked in a three-game home series with the Korea National Team in late July, winning in 12 innings, losing the second game as Korea rallied in the eighth inning, and then playing to a blistering 7-7 tie in 10 innings, the first tie in Goldpanner history.

ALASKA GOLDPANNERS OF FAIRBANKS (Final, Official Statistics — Won 33, Lost 18)

BATTING	G	AB	R	H	BI	2B	3B	HR	BB	SO	SB	SH	HP	AVG.
ADAM KENNEDY, Cal Northridge	52	222	63	96	38	15	11	3	19	20	25	5	4	.434
Christian Parker, Notre Dame	13	31	9	13	11	2	0	3	4	4	0	0	1	.419
Jeff Cermak, Mesa (AZ) College	50	159	40	56	27	9	6	1	32	17	9	3	3	.3522
A.J. Marquardt, Oregon State	40	145	29	51	38	8	5	3	17	24	7	3	3	.3517
Bill Dunckel, Poway, CA	1	3	0	1	0	0	0	0	1	1	0	0	0	.333
Ben Reynoso, Fresno State	46	171	36	56	31	10	4	4	11	13	6	6	5	.327
Cole Liniak, Encinitas, CA	13	48	8	15	11	0	1	0	3	6	1	1	0	.312
Matt Curtis, Fresno State	40	137	26	42	22	5	0	4	14	19	2	2	3	.307
Jack Jones, Cal-Fullerton	39	130	22	37	25	0	2	4	11	19	4	3	1	.285
Steve Hagins, San Diego State	37	127	21	36	22	5	3	3	6	21	6	2	5	.283
Mike Combs, Bowling Green	36	125	24	35	28	10	3	5	21	25	2	0	1	.280
Dan Seimetz, Ohio State	40	145	21	40	21	11	0	1	12	15	0	1	3	.276
Jacob Freeman, Bakersfield College	33	111	26	30	17	6	1	3	19	30	0	2	3	.270
Jason Brown, Southern California	32	107	20	28	16	3	0	3	11	14	0	2	4	.262
Edwin Lawrence, Southern University	24	60	14	14	8	0	0	0	4	11	2	1	3	.234
Derric Waller, San Diego State	4	13	1	3	3	0	1	0	1	3	0	0	2	.231
C.J. Ankrum, Cal-Fullerton	12	38	10	8	10	1	1	2	10	3	2	0	1	.211
Tony Zuniga, Rancho Santiago	4	16	2	2	1	1	0	0	0	1	0	1	0	.125
Jeremy Franks, Hawaii	4	6	1	0	1	0	0	0	0	2	0	1	1	.000
Totals	52	1794	373	563	330	86	38	39	196	248	67	33	43	.314

PITCHING	G	GS	CG	W	L	SV	IP	H	R	ER	BB	SO	WP	HP	BK	ERA
Jody Stevens, Serra Coso College	2	0	0	1	0	0	4	2	0	0	3	2	0	0	0	0.00
C.J. Ankrum, Cal-Fullerton	2	0	0	0	0	0	2	3	0	0	0	1	0	0	0	0.00
Justin Rayment, San Diego State	1	0	0	0	0	0	1.1	0	0	0	2	2	0	0	0	0.00
Paul Ah Yat, Hawaii	2	0	0	0	0	0	6	8	1	1	1	3	0	0	0	1.50
Dan Boone, El Cajon, CA	15	0	0	2	2	8	19.1	12	7	4	8	23	0	2	0	1.87
Jeff Cermak, Mesa (AZ) College	8	0	0	0	1	0	8.2	8	5	2	7	3	0	0	1	2.07
BRIAN SCOTT, San Diego State	20	7	0	5	1	1	59.2	38	17	14	16	56	1	2	4	2.11
Michael Combs, Bowling Green	2	0	0	0	0	0	3.1	2	1	1	3	1	1	1	0	2.73
Chris Bloomer, Purdue	9	9	1	4	2	0	59	50	31	19	19	39	2	2	2	2.90
Mark Gardner, Orange Coast CC	17	6	1	5	1	0	53	45	25	19	21	29	4	0	3	3.22
Darin Schmalz, Notre Dame	8	7	1	4	2	0	42	57	37	22	7	24	2	3	0	4.71
Christian Parker, Notre Dame	11	9	1	3	4	0	69.2	68	44	37	24	43	2	2	2	4.78
Rosario Ortiz, Arizona Western	16	3	0	5	1	1	43.1	29	28	27	39	51	2	2	1	5.61
Michael Hedman, Purdue	13	10	1	2	3	0	57.1	65	49	38	26	36	4	5	2	5.97
Robert Garola, Kansas	12	1	0	2	1	0	21	28	17	14	8	10	1	0	0	6.00
Totals	52	52	5	33	18	10	449.2	415	262	198	184	323	19	19	15	3.96

Statistics Include 10-inning tie (7-7) with Korea National Team July 22, 1995.

Panners Collect Two Alaska Titles in 1994

The 1994 Alaska Goldpanners combined some exceptional individual seasons into a highly successful team campaign. The '94 club captured the Alaska League, returning to the throne room for the first time since 1991, and captured the rugged Bucs' Alaska Invitational Tournament.

En route to those team awards Manager Rick Baumann's club got strong hitting from a quintet of players and had outstanding pitching from three starters, one long reliever and, of course, closer Dan Boone.

Boone had his second straight sensational season as he collected 12 saves and a 2-3 record with a 2.27 earned-run-average. Long reliever Tim Kraus led the Alaska League in ERA at 0.49 and overall was 7-2 with a 3.27 ERA. Both Boone and Kraus appeared in 21 games



DARIN BLOOD

with Kraus of Notre Dame working 55 innings and Boone 39.2

The starting trio of Gonzaga's Darin Blood, Florida's Chris Nelson and Darin

Schmalz of Notre Dame racked up a 19-3 overall record. By coincidence, each lost their only game of the season on successive nights late in the season.

Blood was outstanding as he went 7-1 and posted a 2.16 ERA while working a team high 75 innings. Schmalz checked in at 6-1 with a 4.19 ERA over 68.2 innings and Nelson was 6-1 with a 2.53 ERA on 64 innings of work.

The Panners also had a fourth strong starter in Blair Fowler of Walla Walla College; however, a tender arm limited his time in the rotation. Fowler was 3-0 with 1 save and had a strong 3.12 ERA for 34.2 innings. Included were two wins over the Peninsula Oilers, who dethroned the Panners as winners of the Alaska Federation.

Travis Lee of San Diego State, the

(Continued on Page 28)

FINAL, OFFICIAL 1994 STATISTICS

ALASKA GOLDFANNERS OF FAIRBANKS

NAME	G	AB	R	H	RBI	2B	3B	HR	TB	Sac	BB	SO	HP	SB/SBA	AVG.
Faruq Darcuviel, San Diego State	17	48	9	21	7	5	2	0	30	1	5	10	0	5/6	.438
A.J. MARQUARDT, Oregon State	47	155	38	59	38	13	3	5	93	7	29	19	5	15/18	.381
Jeff DaVanon, San Diego State	44	162	52	59	16	8	4	4	87	4	34	25	0	34/41	.365
Derric Waller, San Diego State	46	174	30	60	31	9	1	1	74	2	15	24	8	15/19	.345
Steve Hagins, Arizona State	46	162	21	51	39	9	1	4	74	3	18	50	5	2/5	.315
Travis Lee, San Diego State	53	196	45	58	41	16	1	4	116	4	33	20	0	31/33	.296
Jacque Jones, Southern Cal	50	196	35	57	28	7	4	4	84	3	4	42	2	25/30	.291
Matt Curtis, Fresno State	47	137	23	36	18	6	0	2	48	0	25	25	5	3/4	.262
Edwin Lawrence, Southern	25	69	5	18	10	2	0	0	20	3	4	15	1	3/5	.261
Jack Jones, Fullerton State	44	148	27	37	21	10	0	2	53	3	10	29	2	6/8	.250
Ben Reynoso, Fresno State	50	171	31	42	30	9	1	1	50	9	16	24	0	9/13	.246
Ryan Topham, Notre Dame	47	155	25	34	22	9	2	3	56	2	28	44	0	2/4	.220
Bryan Graves, Southern	25	50	12	10	6	1	0	0	11	0	17	12	0	5/8	.200
Jim Rushford, San Diego State	2	6	1	1	1	0	0	0	1	0	2	0	0	0/0	.167
Kris Baumann, Idaho	5	7	1	1	1	0	0	0	1	0	1	4	0	0/0	.143
Jared Riggan, Edmonds, WA, CC	2	7	0	0	1	0	0	0	0	1	1	4	1	0/0	.000
Dan Boone, El Cajon, CA	3	2	0	0	0	0	0	0	0	1	0	0	0	0/0	.000
Caleb Allen, Rialto, CA, HS	1	1	0	0	0	0	0	0	0	0	0	1	0	0/0	.000
Chris Nelson, Florida	1	1	0	0	0	0	0	0	0	0	0	0	0	0/0	.000
Darin Blood, Gonzaga	1	1	0	0	0	0	0	0	0	0	0	0	0	0/0	.000
Totals	55	1848	355	544	310	104	19	30	798	42	242	348	28	155/194	.294

	G	GS	CG	W	L	Sv	IP	H	R	ER	BB	SO	HB	WP	BK	ERA
Edwin Lawrence, Southern	1	0	0	0	0	0	1.0	2	1	0	0	0	0	0	0	0.00
Jim Rushford, San Diego State	1	1	0	1	0	0	6.0	5	2	1	1	9	0	2	0	1.50
Rusty Filter, San Diego, CA	1	0	0	0	0	0	5.0	3	1	1	1	7	0	0	0	1.80
DARIN BLOOD, Gonzaga	12	10	3	7	1	0	75.0	53	29	18	24	87	3	8	0	2.16
Dan Boone, El Cajon, CA	21	0	0	2	3	12	39.2	31	15	10	8	28	2	1	0	2.27
Chris Nelson, Florida	11	10	1	6	1	0	64.0	49	24	18	26	36	8	9	2	2.53
Blair Fowler, Walla Walla CC	9	5	2	3	0	1	34.2	39	22	12	17	21	3	4	0	3.12
Tim Kraus, Notre Dame	21	2	0	7	2	0	55.0	61	24	20	14	46	11	4	0	3.27
Darin Schmalz, Notre Dame	13	10	1	6	1	0	68.2	80	41	32	13	18	4	2	1	4.19
Paul Ah Yat, Hawaii	3	0	1	1	0	1	8.2	8	5	4	4	9	2	0	0	4.39
Scott Henderson, Southern Cal	15	4	0	1	4	1	42.2	54	35	30	24	33	0	1	0	6.33
Chris Falke, Northwest Nazarene	2	0	0	0	0	0	1.1	1	1	1	1	0	0	0	0	6.77
Alex Sanchez, Long Beach State	11	9	1	1	4	0	40.0	57	44	34	26	31	1	2	0	7.65
Sean Timmons, Fairbanks, AK	4	0	0	0	0	0	3.0	5	5	3	5	0	0	2	0	9.00
Jacque Jones, Southern Cal	5	3	0	1	2	0	12.2	18	22	18	19	8	0	1	0	12.79
Ernie Trevino, Fairbanks, AK	1	0	0	0	0	0	0.2	3	7	7	4	0	1	2	0	94.00
Others	--	1	0	0	1	0	13.0	20	15	12	11	8	1	3	0	--
Totals	55	55	9	36	19	15	471.0	489	293	221	198	341	36	41	3	4.22

TOTALS

59 59 4 36 23 15 483.0 518 325 268 376 273 35 4.99